

CERTIFICATE OF ANALYSIS

ISO/IEC 17025:2017 ACCREDITATION #103104



Order #: 73399
 Order Name: Deltaman
 Watermelon Slices - 25mg D8
 Batch#: G517290A
 Received: 03/05/2021
 Completed: 03/10/2021



Sample



0.017%
D9-THC

N/D
Total CBD

26.6 mg
Cannabinoids per unit

N/D mg
CBD per unit

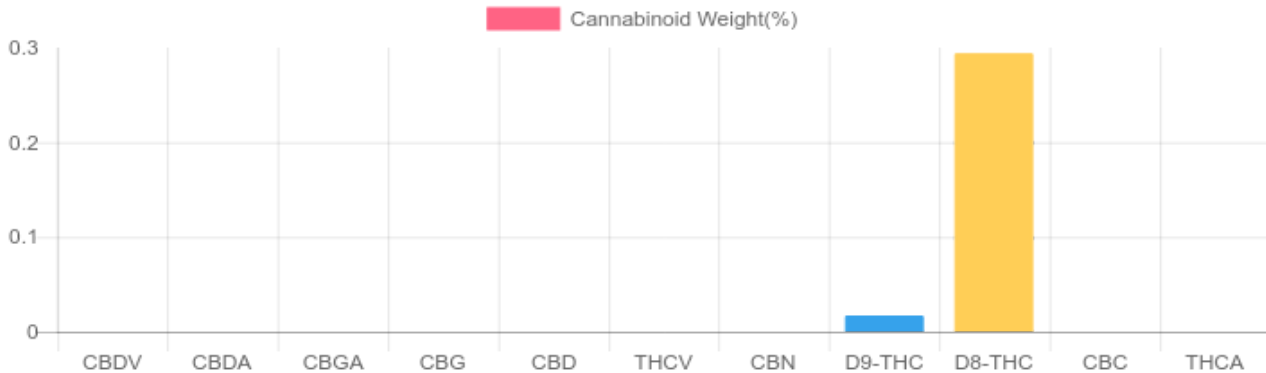
1 unit = 8.55 grams per unit x Cannabinoid concentration

Cannabinoids Test

SHIMADZU INTEGRATED UPLC-PDA
 GSL SOP 400

UPLOADED: 03/10/2021 12:35:10

Cannabinoids	LOQ	weight(%)	mg/g	mg/unit
D9-THC	10 PPM	0.017%	0.174	1.5
THCA	10 PPM	N/D	N/D	N/D
CBD	10 PPM	N/D	N/D	N/D
CBDA	20 PPM	N/D	N/D	N/D
CBDV	20 PPM	N/D	N/D	N/D
CBC	10 PPM	N/D	N/D	N/D
CBN	10 PPM	N/D	N/D	N/D
CBG	10 PPM	N/D	N/D	N/D
CBGA	20 PPM	N/D	N/D	N/D
D8-THC	10 PPM	0.294%	2.938	25.1
THCV	10 PPM	N/D	N/D	N/D
TOTAL D9-THC		0.017%	0.017%	1.5
TOTAL CBD*		N/D	N/D	N/D
TOTAL CANNABINOIDS		0.311%	3.112	26.6



Reporting Limit 10 ppm
 *Total CBD = CBD + CBDA x 0.877
 N/D - Not Detected, B/LOQ - Below Limit of Quantification

Dr. Andrew Hall, Ph.D., Chief Scientific Officer

Ben Witten, MS, MT., Lab Director

Green Scientific Labs
 info@greenscientificlabs.com
 1-833 TEST CBD



Green Scientific Labs uses its best efforts to deliver high quality results and to verify that the data contained therein are based on sound scientific judgment and levels listed are guidelines only and all data was reported based on standard laboratory procedures and deviations. However Green Scientific Labs makes no warranties or claims to that effect and further shall not be liable for any damage or misrepresentation that may result from the use or misuse of the data contained herein in any way. Further, Green Scientific Labs makes no claims regarding representations of the analyzed sample to the larger batch from which it was taken. Data and information in this report are intended solely for the individual(s) for whom samples were submitted and as part of our strict confidentiality policy, Green Scientific Labs can only discuss results with the original client of record.

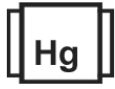


Certificate of Analysis

Sample: DA10105011-001
Harvest/Lot ID: BMPD801
Seed to Sale #N/A
Batch Date :N/A
Batch#: D801
Sample Size Received: 1 gram
Retail Product Size: 1
Ordered : 01/04/21
Sampled : 01/04/21
Completed: 01/19/21 Expires: 01/19/22
Sampling Method: SOP Client Method
Jan 19, 2021 | Biominerales Pharma

 3895 Pembroke Rd
 Hollywood, FL, 33021, US

PASSED
Page 1 of 2
PRODUCT IMAGE SAFETY RESULTS

Pesticides
 NOT TESTED

Heavy Metals
 NOT TESTED

Microbials
 NOT TESTED

Mycotoxins
 NOT TESTED

Residuals Solvents
PASSED

Filtration
 NOT TESTED

Water Activity
 NOT TESTED

Moisture
 NOT TESTED

Terpenes
 NOT TESTED

MISC.
CANNABINOID RESULTS

Total THC
0.000%

Total CBD
0.000%

Total Cannabinoids
93.127%

CBDV	CBDA	CBGA	CBG	CBD	THCV	CBN	D9-THC	D8-THC	CBC	THCA
ND	ND	ND	ND	ND	ND	ND	ND	92.916 %	0.211%	ND
ND	ND	ND	ND	ND	ND	ND	ND	929.160 mg/g	2.110 mg/g	ND
LOD 0.001 %	0.001 %	0.001 %	0.001 %	0.0001 %	0.001 %	0.001 %	0.0001 %	0.001 %	0.001 %	0.001 %

Cannabinoid Profile Test

Analyzed by 450	Weight 0.0896g	Extraction date : 01/06/21 04:01:17	Extracted By : 1823
Analysis Method -SOP.T.40.020, SOP.T.30.050	Reviewed On - 01/07/21 10:23:55	Batch Date : 01/06/21 10:45:16	
Analytical Batch -DA020814POT	Instrument Used : DA-LC-003		

Reagent	Dilution	Consums. ID
110520.72	400	280650306
010621.R02		76262-590
010421.R18		009C6-009
110220.54		914C4-914AK
		929C6-929H

Full spectrum cannabinoid analysis utilizing High Performance Liquid Chromatography with UV detection (HPLC-UV). (Method: SOP.T.30.050 for sample prep and Shimadzu High Sensitivity Method SOP.T.40.020 for analysis. LOQ for all cannabinoids is 1 mg/L).

This report shall not be reproduced, unless in its entirety, without written approval from Kaycha Labs. This report is an Kaycha Labs certification. The results relate only to the material or product analyzed. Test results are confidential unless explicitly waived otherwise. Void after 1 year from test end date. Cannabinoid content of batch material may vary depending on sampling error. IC=In-control QC parameter, NC=Non-controlled QC parameter, ND=Not Detected, NA=Not Analyzed, ppm=Parts Per Million, ppb=Parts Per Billion. Limit of Detection (LoD) and Limit of Quantitation (LoQ) are terms used to describe the smallest concentration that can be reliably measured by an analytical procedure. RPD=Reproducibility of two measurements. Action Levels are State determined thresholds for human safety for consumption and/or inhalation. The result >99% are variable based on uncertainty of measurement (UM) for the analyte. The UM error is available from the lab upon request. The "Decision Rule" for the pass/fail does not include the UM. The limits are based on F.S. Rule 64-4.310.

Jorge Segredo
 Lab Director



Signature

01/19/2021

Signed On

 State License # CMTL-0002
 ISO Accreditation # ISO/IEC
 17025:2017 Accreditation
 PJLA-Testing 97164



Certificate of Analysis

PASSED

Biominerals Pharma

3895 Pembroke Rd
Hollywood, FL, 33021, US
Telephone: 5617893749
Email: diegob@biomineralepharma.com

Sample : DA10105011-001
Harvest/LOT ID: BMPD801

Batch# : D801
Sampled : 01/04/21
Ordered : 01/04/21

Sample Size Received : 1 gram
Completed : 01/19/21 Expires: 01/19/22
Sample Method : SOP Client Method

Page 2 of 2



Residual Solvents

PASSED



Residual Solvents

PASSED

Solvent	LOD	Units	Action Level (PPM)	Pass/Fail	Result
METHANOL	25	ppm	3000	PASS	ND
ETHANOL	500	ppm	5000	PASS	ND
PENTANES (N-PENTANE)	75	ppm	5000	PASS	ND
ETHYL ETHER	50	ppm	5000	PASS	ND
ACETONE	75	ppm	5000	PASS	ND
2-PROPANOL	50	ppm	500	PASS	ND
ACETONITRILE	6	ppm	410	PASS	ND
DICHLOROMETHANE	12.5	ppm	600	PASS	ND
N-HEXANE	25	ppm	290	PASS	ND
ETHYL ACETATE	40	ppm	5000	PASS	ND
BENZENE	0.1	ppm	2	PASS	ND
HEPTANE	500	ppm	5000	PASS	ND
TOLUENE	15	ppm	890	PASS	ND
TOTAL XYLENES	15	ppm	150	PASS	ND
PROPANE	500	ppm	2100	PASS	ND
CHLOROFORM	0.2	ppm	60	PASS	ND
1,2-DICHLOROETHANE	0.2	ppm	5	PASS	ND
BUTANES (N-BUTANE)	500	ppm	2000	PASS	ND
ETHYLENE OXIDE	0.5	ppm	5	PASS	ND
1,1-DICHLOROETHENE	0.8	ppm	8	PASS	ND
TRICHLOROETHYLENE	2.5	ppm	80	PASS	ND
XYLENES-M (1,3-DIMETHYLBENZENE)	13.5	ppm	2170	PASS	ND
XYLENES-M&P (1,3&1,4-DIMETHYLBENZENE)	27	ppm	2170	PASS	ND
XYLENES-O (1,2-DIMETHYLBENZENE)	13.5	ppm	2170	PASS	ND
XYLENES-P (1,4-DIMETHYLBENZENE)	13.5	ppm	2170	PASS	ND

Analyzed by 850 **Weight** 0.0249g **Extraction date** 01/15/21 03:01:43 **Extracted By** 850
Analysis Method -SOP.T.40.032
Analytical Batch -DA021201SOL **Reviewed On - 01/18/21 16:51:40**
Instrument Used : DA-GCMS-003
Running On :
Batch Date : 01/15/21 15:08:03

Reagent	Dilution	Consums. ID
	1	G201.162 R2017.179

Residual solvents screening is performed using GC-MS which can detect below single digit ppm concentrations. Currently we analyze for 21 Residual solvents. (Method: SOP.T.40.032 Residual Solvents Analysis via GC-MS).

This report shall not be reproduced, unless in its entirety, without written approval from Kaycha Labs. This report is an Kaycha Labs certification. The results relate only to the material or product analyzed. Test results are confidential unless explicitly waived otherwise. Void after 1 year from test end date. Cannabinoid content of batch material may vary depending on sampling error. IC=In-control QC parameter, NC=Non-controlled QC parameter, ND=Not Detected, NA=Not Analyzed, ppm=Parts Per Million, ppb=Parts Per Billion. Limit of Detection (LoD) and Limit of Quantitation (LoQ) are terms used to describe the smallest concentration that can be reliably measured by an analytical procedure. RPD=Reproducibility of two measurements. Action Levels are State determined thresholds for human safety for consumption and/or inhalation. The result >99% are variable based on uncertainty of measurement (UM) for the analyte. The UM error is available from the lab upon request. The "Decision Rule" for the pass/fail does not include the UM. The limits are based on F.S. Rule 64-4.310.

Jorge Segredo
Lab Director



Signature

01/19/2021

State License # CMTL-0002
ISO Accreditation # ISO/IEC
17025:2017 Accreditation
PJLA-Testing 97164

Signed On



Certificate of Analysis

Sample: DA10428010-001
Harvest/Lot ID: BMPISO
Seed to Sale #N/A
Batch Date : 04/27/21
Batch#: ISO6721
Sample Size Received: 10 gram
Total Weight/Volume: N/A
Retail Product Size: 1000 gram
Ordered : 04/27/21
sampled : 04/27/21
Completed: 05/03/21
Sampling Method: SOP Client Method

May 03, 2021 | Biominerales Pharma


3895 Pembroke Rd
Hollywood, FL, 33021, US



PASSED

Page 1 of 4

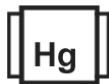
PRODUCT IMAGE



SAFETY RESULTS



Pesticides
PASSED



Heavy Metals
PASSED



Microbials
PASSED



Mycotoxins
PASSED



Residuals Solvents
PASSED



Filtration
PASSED



Water Activity
NOT TESTED



Moisture
NOT TESTED



Terpenes
NOT TESTED

MISC.

CANNABINOID RESULTS



Total THC
0.000%



Total CBD
99.714%



Total Cannabinoids
99.916%

	CBDV	CBD	CBGA	CBG	CBD	THCV	CBN	D9-THC	D8-THC	CBC	THCA
%	0.202	ND	ND	ND	99.714	ND	ND	ND	ND	ND	ND
mg/g	2.020	ND	ND	ND	997.140	ND	ND	ND	ND	ND	ND
LOD	0.001	0.001	0.001	0.001	0.000	0.001	0.001	0.000	0.001	0.001	0.001
%	%	%	%	%	%	%	%	%	%	%	%

Filtration **PASSED**

Analyzed By	Weight	Extraction date	Extracted By
457	NA	NA	NA
Analyte			LOD
Filtration and Foreign Material			0.1
Result			ND
Analysis Method	-SOP.T.40.013	Batch Date	04/28/21 10:55:49
Analytical Batch	-DA025564FIL	Reviewed On	04/28/21 11:52:50
Instrument Used	Filtration/Foreign Material Microscope		

This includes but is not limited to hair, insects, feces, packaging contaminants, and manufacturing waste and by-products. An SH-2BT Stereo Microscope is used for inspection.

Cannabinoid Profile Test

Analyzed by	Weight	Extraction date :	Extracted By :
450	0.0935g	04/30/21 07:04:11	2198
Analysis Method -SOP.T.40.020, SOP.T.30.050		Reviewed On - 05/03/21 11:16:09	Batch Date : 04/30/21 09:14:00
Analytical Batch -DA025645POT		Instrument Used : DA-LC-003	

Reagent	Dilution	Consums. ID
110220.159	400	CE0123
042921.R07		280678841
012721.17		11945-019CD-019C
043021.R10		914C4-914AK
032221.22		929C6-929H

Full spectrum cannabinoid analysis utilizing High Performance Liquid Chromatography with UV detection (HPLC-UV). (Method: SOP.T.30.050 for sample prep and Shimadzu High Sensitivity Method SOP.T.40.020 for analysis. LOQ for all cannabinoids is 1 mg/L).

This report shall not be reproduced, unless in its entirety, without written approval from Kaycha Labs. This report is a Kaycha Labs certification. The results relate only to the material or product analyzed. Test results are confidential unless explicitly waived otherwise. Void after 1 year from test end date. Cannabinoid content of batch material may vary depending on sampling error. IC=In-control QC parameter, NC=Non-controlled QC parameter, ND=Not Detected, NA=Not Analyzed, ppm=Parts Per Million, ppb=Parts Per Billion. Limit of Detection (LoD) and Limit of Quantitation (LoQ) are terms used to describe the smallest concentration that can be reliably measured by an analytical procedure. RPD=Reproducibility of two measurements. Action Levels are State determined thresholds for human safety for consumption and/or inhalation. The result >99% are variable based on uncertainty of measurement (UM) for the analyte. The UM error is available from the lab upon request. The "Decision Rule" for the pass/fail does not include the UM. The limits are based on F.S. Rule 64-4.310.

Jorge Segredo
Lab Director



Signature

05/03/2021

State License # CMTL-0002
ISO Accreditation # ISO/IEC
17025:2017 Accreditation
PJLA-Testing 97164

Signed On



Certificate of Analysis

PASSED

3895 Pembroke Rd
Hollywood, FL, 33021, US
Telephone: 5617893749
Email: diegob@biomineralepharma.com

Sample : DA10428010-001
Harvest/LOT ID: BMPISO

Batch# : ISO6721
Sampled : 04/27/21
Ordered : 04/27/21

Sample Size Received : 10 gram
Total Weight/Volume : N/A
Completed : 05/03/21 Expires: 05/03/22
Sample Method : SOP Client Method

Page 2 of 4



Pesticides

PASSED

Pesticides	LOD	Units	Action Level	Result	Pesticides	LOD	Units	Action Level	Result
ABAMECTIN B1A	0.01	ppm	0.3	ND	PRALLETHRIN	0.01	ppm	0.4	ND
ACEPHATE	0.01	ppm	3	ND	PROPICONAZOLE	0.01	ppm	1	ND
ACEQUINOCYL	0.01	ppm	2	ND	PROPOXUR	0.01	ppm	0.1	ND
ACETAMIPRID	0.01	ppm	3	ND	PYRETHRIN I	0.01	ppm	1	ND
ALDICARB	0.01	ppm	0.1	ND	PYRETHRIN II	0.01	ppm	1	ND
AZOXYSTROBIN	0.01	ppm	3	ND	PYRETHRINS	0.05	ppm	1	ND
BIFENAZATE	0.01	ppm	3	ND	PYRIDABEN	0.02	ppm	3	ND
BIFENTHRIN	0.01	ppm	0.5	ND	SPINETORAM	0.02	PPM	3	ND
BOSCALID	0.01	PPM	3	ND	SPINOSAD (SPINOSYN A)	0.01	ppm	3	ND
CARBARYL	0.05	ppm	0.5	ND	SPINOSAD (SPINOSYN D)	0.01	ppm	3	ND
CARBOFURAN	0.01	ppm	0.1	ND	SPIROMESIFEN	0.01	ppm	3	ND
CHLORANTRANILIPROLE	0.1	ppm	3	ND	SPIROTETRAMAT	0.01	ppm	3	<0.050
CHLORMEQUAT CHLORIDE	0.1	ppm	3	ND	SPIROXAMINE	0.01	ppm	0.1	ND
CHLORPYRIFOS	0.01	ppm	0.1	ND	TEBUCONAZOLE	0.01	ppm	1	ND
CLOFENTEZINE	0.02	ppm	0.5	ND	THIACLOPRID	0.01	ppm	0.1	ND
COUMAPHOS	0.01	ppm	0.1	ND	THIAMETHOXAM	0.05	ppm	1	ND
DAMINOZIDE	0.01	ppm	0.1	ND	TOTAL CONTAMINANT LOAD (PESTICIDES)	0.05	PPM	20	ND
DIAZINON	0.01	ppm	3	ND	TOTAL DIMETHOMORPH	0.02	PPM	3	ND
DIAZANON	0.01	ppm	0.2	ND	TOTAL PERMETHRIN	0.01	ppm	1	ND
DICHLORVOS	0.01	ppm	0.1	ND	TOTAL SPINETORAM	0.02	PPM	3	ND
DIMETHOATE	0.01	ppm	0.1	ND	TOTAL SPINOSAD	0.01	ppm	3	ND
DIMETHOMORPH	0.02	ppm	3	ND	TRIFLOXYSTROBIN	0.01	ppm	3	ND
ETHOPROPHOS	0.01	ppm	0.1	ND	PENTACHLORONITROBENZENE (PCNB) *	0.01	PPM	0.2	ND
ETOFENPROX	0.01	ppm	0.1	ND	PARATHION-METHYL *	0.01	PPM	0.1	ND
ETOXAZOLE	0.01	ppm	1.5	ND	CAPTAN *	0.025	PPM	3	ND
FENHEXAMID	0.01	ppm	3	ND	CHLORDANE *	0.01	PPM	0.1	ND
FENOXYCARB	0.01	ppm	0.1	ND	CHLORFENAPYR *	0.01	PPM	0.1	ND
FENPYROXIMATE	0.01	ppm	2	ND	CYFLUTHRIN *	0.01	PPM	1	ND
FIPRONIL	0.01	ppm	0.1	ND	CYPERMETHRIN *	0.01	PPM	1	ND
FLONICAMID	0.01	ppm	2	ND					
FLUDIOXONIL	0.01	ppm	3	ND					
HEXYTHIAZOX	0.01	ppm	2	ND					
IMAZALIL	0.01	ppm	0.1	ND					
IMIDACLOPRID	0.04	ppm	3	ND					
KRESOXIM-METHYL	0.01	ppm	1	ND					
MALATHION	0.02	ppm	2	ND					
METALAXYL	0.01	ppm	3	ND					
METHIOCARB	0.01	ppm	0.1	ND					
METHOMYL	0.01	ppm	0.1	ND					
MEVINPHOS	0.01	ppm	0.1	ND					
MYCLOBUTANIL	0.01	ppm	3	ND					
NALED	0.025	ppm	0.5	ND					
OXAMYL	0.05	ppm	0.5	ND					
PACLOBUTRAZOL	0.01	ppm	0.1	ND					
PHOSMET	0.01	ppm	0.2	ND					
PIPERONYL BUTOXIDE	0.3	ppm	3	ND					



Pesticides

PASSED

Analyzed by 585 , 1665	Weight 0.9572g	Extraction date 04/28/21 04:04:32	Extracted By 585 , 585
Analysis Method - SOP.T.30.065, SOP.T.40.065, SOP.T.40.066, SOP.T.40.070 , SOP.T.30.065, SOP.T.40.070			
Analytical Batch - DA02555SPES , DA025536VOL		Reviewed On- 04/28/21 11:52:50	
Instrument Used : DA-LCMS-003 (PES) , DA-GCMS-006		Batch Date : 04/28/21 10:04:05	
Running On : 04/28/21 18:28:11 , 04/28/21 16:28:41			
Reagent	Dilution	Consums. ID	
010421.886 041221.820 041621.816 092020.59 042821.816	25	6524407-03	
<p>Pesticide screen is performed using LC-MS and/or GC-MS which can screen down to below single digit ppb concentrations for regulated Pesticides. Currently we analyze for 67 Pesticides. (Method: SOP.T.30.060 Sample Preparation for Pesticides Analysis via LCMSMS and GCMSMS. SOP.T.40.065/SOP.T.40.066/SOP.T.40.070 Procedure for Pesticide Quantification Using LCMS and GCMS). * Volatile Pesticide screening is performed using GC-MS which can screen down to below single digit ppb concentrations for regulated Pesticides. Analytes marked with an asterisk were tested using GC-MS.</p>			

This report shall not be reproduced, unless in its entirety, without written approval from Kaycha Labs. This report is an Kaycha Labs certification. The results relate only to the material or product analyzed. Test results are confidential unless explicitly waived otherwise. Void after 1 year from test end date. Cannabinoid content of batch material may vary depending on sampling error. IC=In-control QC parameter, NC=Non-controlled QC parameter, ND=Not Detected, NA=Not Analyzed, ppm=Parts Per Million, ppb=Parts Per Billion. Limit of Detection (LoD) and Limit of Quantitation (LoQ) are terms used to describe the smallest concentration that can be reliably measured by an analytical procedure. RPD=Reproducibility of two measurements. Action Levels are State determined thresholds for human safety for consumption and/or inhalation. The result >99% are variable based on uncertainty of measurement (UM) for the analyte. The UM error is available from the lab upon request. The "Decision Rule" for the pass/fail does not include the UM. The limits are based on F.S. Rule 64-4.310.

Jorge Segredo
Lab Director



Signature

05/03/2021

State License # CMTL-0002
ISO Accreditation # ISO/IEC
17025:2017 Accreditation
PJLA-Testing 97164

Signed On



Certificate of Analysis

PASSED

3895 Pembroke Rd
Hollywood, FL, 33021, US
Telephone: 5617893749
Email: diegob@biomineralespharma.com

Sample : DA10428010-001
Harvest/LOT ID: BMPISO

Batch# : ISO6721
Sampled : 04/27/21
Ordered : 04/27/21


Sample Size Received : 10 gram
Total Weight/Volume : N/A
Completed : 05/03/21 Expires: 05/03/22
Sample Method : SOP Client Method

Page 3 of 4



Residual Solvents

PASSED



Residual Solvents

PASSED

Solvent	LOD	Units	Action Level (PPM)	Pass/Fail	Result
METHANOL	25	ppm	3000	PASS	ND
ETHANOL	500	ppm	5000	PASS	ND
PENTANES (N-PENTANE)	75	ppm	5000	PASS	ND
ETHYL ETHER	50	ppm	5000	PASS	ND
ACETONE	75	ppm	5000	PASS	ND
2-PROPANOL	50	ppm	500	PASS	ND
ACETONITRILE	6	ppm	410	PASS	ND
DICHLOROMETHANE	12.5	ppm	600	PASS	ND
N-HEXANE	25	ppm	290	PASS	<125.000
ETHYL ACETATE	40	ppm	5000	PASS	ND
BENZENE	0.1	ppm	2	PASS	ND
HEPTANE	500	ppm	5000	PASS	ND
TOLUENE	15	ppm	890	PASS	ND
TOTAL XYLENES	15	ppm	150	PASS	ND
PROPANE	500	ppm	2100	PASS	ND
CHLOROFORM	0.2	ppm	60	PASS	ND
1,2-DICHLOROETHANE	0.2	ppm	5	PASS	ND
BUTANES (N-BUTANE)	500	ppm	2000	PASS	ND
ETHYLENE OXIDE	0.5	ppm	5	PASS	ND
1,1-DICHLOROETHENE	0.8	ppm	8	PASS	ND
TRICHLOROETHYLENE	2.5	ppm	80	PASS	ND
XYLENES-M (1,3-DIMETHYLBENZENE)	13.5	ppm	2170	PASS	ND
XYLENES-M&P (1,3&1,4-DIMETHYLBENZENE)	27	ppm	2170	PASS	ND
XYLENES-O (1,2-DIMETHYLBENZENE)	13.5	ppm	2170	PASS	ND
XYLENES-P (1,4-DIMETHYLBENZENE)	13.5	ppm	2170	PASS	ND

Analyzed by 850 **Weight** 0.0222g **Extraction date** 04/29/21 03:04:33 **Extracted By** 850
Analysis Method -SOP.T.40.032
Analytical Batch -DA025625SOL **Reviewed On** - 04/30/21 17:39:47
Instrument Used : DA-GCMS-002
Running On :
Batch Date : 04/29/21 14:15:46

Reagent	Dilution	Consums. ID
	1	00268767 R2017.217

Residual solvents screening is performed using GC-MS which can detect below single digit ppm concentrations. Currently we analyze for 21 Residual solvents. (Method: SOP.T.40.032 Residual Solvents Analysis via GC-MS).

This report shall not be reproduced, unless in its entirety, without written approval from Kaycha Labs. This report is an Kaycha Labs certification. The results relate only to the material or product analyzed. Test results are confidential unless explicitly waived otherwise. Void after 1 year from test end date. Cannabinoid content of batch material may vary depending on sampling error. IC=In-control QC parameter, NC=Non-controlled QC parameter, ND=Not Detected, NA=Not Analyzed, ppm=Parts Per Million, ppb=Parts Per Billion. Limit of Detection (LoD) and Limit of Quantitation (LoQ) are terms used to describe the smallest concentration that can be reliably measured by an analytical procedure. RPD=Reproducibility of two measurements. Action Levels are State determined thresholds for human safety for consumption and/or inhalation. The result >99% are variable based on uncertainty of measurement (UM) for the analyte. The UM error is available from the lab upon request. The "Decision Rule" for the pass/fail does not include the UM. The limits are based on F.S. Rule 64-4.310.

Jorge Segredo
Lab Director



Signature

05/03/2021

State License # CMTL-0002
ISO Accreditation # ISO/IEC
17025:2017 Accreditation
PJLA-Testing 97164

Signed On



Certificate of Analysis

PASSED

3895 Pembroke Rd
Hollywood, FL, 33021, US
Telephone: 5617893749
Email: diegob@biomineralespharma.com

Sample : DA10428010-001
Harvest/LOT ID: BMPISO

Batch# : ISO6721
Sampled : 04/27/21
Ordered : 04/27/21

Sample Size Received : 10 gram
Total Weight/Volume : N/A
Completed : 05/03/21 Expires: 05/03/22
Sample Method : SOP Client Method

Page 4 of 4



Microbials

PASSED



Mycotoxins

PASSED

Analyte	LOD	Result	Action Level (cfu/g)
ESCHERICHIA_COLI_SHIGELLA_SPP		not present in 1 gram.	
SALMONELLA_SPECIFIC_GENE		not present in 1 gram.	
ASPERGILLUS_FLAVUS		not present in 1 gram.	
ASPERGILLUS_FUMIGATUS		not present in 1 gram.	
ASPERGILLUS_TERREUS		not present in 1 gram.	
ASPERGILLUS_NIGER		not present in 1 gram.	

Analysis Method -SOP.T.40.043 / SOP.T.40.044 / SOP.T.40.041
Analytical Batch -DA025570MIC Batch Date : 04/28/21
Instrument Used : PathogenDx Scanner DA-111
Running On : 04/29/21

Analyzed by	Weight	Extraction date	Extracted By
1829	0.8374g	04/29/21	513

Microbiological testing for Fungal and Bacterial Identification via Polymerase Chain Reaction (PCR) method consisting of sample DNA amplified via tandem Polymerase Chain Reaction (PCR) as a crude lysate which avoids purification. (Method SOP.T.40.043) If a pathogenic Escherichia Coli, Salmonella, Aspergillus fumigatus, Aspergillus flavus, Aspergillus niger, or Aspergillus terreus is detected in 1g of a sample, the sample fails the microbiological-impurity testing. Pour-plating is used for quantitation and confirmation, Total Yeast and Mold has an action limit of 100,000 CFU.

Analyte	LOD	Units	Result	Action Level (PPM)
AFLATOXIN G2	0.002	ppm	ND	0.02
AFLATOXIN G1	0.002	ppm	ND	0.02
AFLATOXIN B2	0.002	ppm	ND	0.02
AFLATOXIN B1	0.002	ppm	ND	0.02
OCHRATOXIN A	0.002	ppm	ND	0.02

Analysis Method -SOP.T.30.065, SOP.T.40.065
Analytical Batch -DA025557MYC | Reviewed On - 04/29/21 17:00:24
Instrument Used :
Running On : 04/28/21 18:30:40
Batch Date : 04/28/21 10:05:47

Analyzed by	Weight	Extraction date	Extracted By
585	NA	04/28/21 04:04:35	585

Aflatoxins B1, B2, G1, G2, and Ochratoxins A testing using LC-MS. (Method: SOP.T.30.065 for Sample Preparation and SOP.T40.065 Procedure for Mycotoxins Quantification Using LCMS. LOQ 1.0 ppb). Aflatoxin B1, B2, G1, and G2 must individually be <20ug/Kg. Ochratoxins must be <20ug/Kg.



Heavy Metals

PASSED

Reagent	Reagent	Dilution	Consums. ID
042621.R27	042121.R19	100	89401-566
042721.R06	042621.R11		
042321.R16	031121.23		
041921.R36	022521.06		
042121.R15	030420.08		
040521.R06	040121.01		

Metal	LOD	Unit	Result	Action Level (PPM)
ARSENIC	0.02	PPM	ND	1.5
CADMIUM	0.02	PPM	ND	0.5
MERCURY	0.02	PPM	ND	3
LEAD	0.05	PPM	ND	0.5

Analyzed by	Weight	Extraction date	Extracted By
1022	0.2552g	04/28/21 01:04:55	1879

Analysis Method -SOP.T.40.050, SOP.T.30.052
Analytical Batch -DA025558HEA | Reviewed On - 04/29/21 10:53:06
Instrument Used : DA-ICPMS-002
Running On : 04/29/21 10:37:28
Batch Date : 04/28/21 10:09:33

Heavy Metals screening is performed using ICP-MS (Inductively Coupled Plasma - Mass Spectrometer) which can screen down to below single digit ppb concentrations for regulated heavy metals using Method SOP.T.30.052 Sample Preparation for Heavy Metals Analysis via ICP-MS and SOP.T.40.050 Heavy Metals Analysis via ICP-MS.

This report shall not be reproduced, unless in its entirety, without written approval from Kaycha Labs. This report is an Kaycha Labs certification. The results relate only to the material or product analyzed. Test results are confidential unless explicitly waived otherwise. Void after 1 year from test end date. Cannabinoid content of batch material may vary depending on sampling error. IC=In-control QC parameter, NC=Non-controlled QC parameter, ND=Not Detected, NA=Not Analyzed, ppm=Parts Per Million, ppb=Parts Per Billion. Limit of Detection (LoD) and Limit Of Quantitation (LoQ) are terms used to describe the smallest concentration that can be reliably measured by an analytical procedure. RPD=Reproducibility of two measurements. Action Levels are State determined thresholds for human safety for consumption and/or inhalation. The result >99% are variable based on uncertainty of measurement (UM) for the analyte. The UM error is available from the lab upon request. The "Decision Rule" for the pass/fail does not include the UM. The limits are based on F.S. Rule 64-4.310.

Jorge Segredo
Lab Director



Signature

05/03/2021

State License # CMTL-0002
ISO Accreditation # ISO/IEC
17025:2017 Accreditation
PJLA-Testing 97164

Signed On



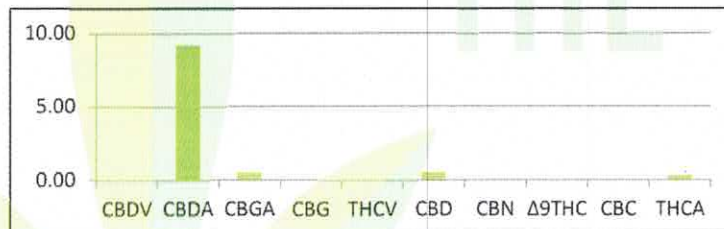
The Good Lab

Potency Analysis

2501 W Colorado Ave Suite 204
 Colorado Springs, CO 80904
 (720) 245-8323
 Info@GoodLabColorado.com
 www.GoodLabColorado.com

Customer ID	702	Cust Name	Biominerales Pharma		
Sample ID	2000216	Date Received	Unknown Biomass		
Sample Type	Biomass	Date Received	2/5/2020	Date Completed	2/10/2020

Cannabinoid Profile %	
CBDV	0.00
CBDA	9.20
CBGA	0.58
CBG	0.00
THCV	0.00
CBD	0.59
CBN	0.00
Δ 9THC	0.06
CBC	0.00
THCA	0.36
TOTAL	10.80



Total THC % (Δ 9-THC + THC-A + THC-V)	0.42
Total CBD % (CBD + CBD-A + CBD-V)	9.79
Total Cannabinoid %	10.80
Potential Active Δ9-THC*	0.38

Total THC = Δ 9-THC + THC-A + THC-V
Total CBD = CBD + CBD-A + CBD-V
Total Cannabinoids represents the sum of the cannabinoids detected in the sample.
***Potential Active Δ 9-THC** = Δ 9-THC + (THC-A x .877)
 THC-A is converted to active Δ 9-THC through decarboxylation and is calculated using the scientific formula (THC-A x .877 = Δ 9-THC).
 THC-A is converted to active Δ 9-THC through decarboxylation and is calculated using the formula (THC-A x .877 = Δ 9-THC).

Potency test results are reported in percentage by dry weight using High Performance Liquid Chromatography (HPLC). Detectable amounts below .06% are shown as TR (trace) or <LOQ. Our standard detection limit is .02%. Results below .02% are considered unreliable and are reported as zero (0.00) or Not Detected (ND). Our deviation is within the industry standard for HPLC.

FINAL APPROVAL

Analysis: Gregory P. Duran, Lab Owner		Quality Control: M. Teri Robnett, Lab Manager	
--	--	--	--

Thank you for choosing **The Good Lab** for your analytical needs. This report outlines the results of your product analysis. If you have any further questions regarding your product, feel free to contact us for a consultation at (720) 245-8323 or info@goodlabcolorado.com.

This report and all information herein shall not be changed in any way or reproduced, except in its entirety, without the expressed consent of The Good Lab. This information is provided as a service and makes no claims of efficacy, safety or compliance of this product. Results are applicable only for the sample tested and for the specific test conducted. Due to many factors outside The Good Lab's control, results may vary; therefore, we adhere to the cannabis analytical laboratory standard of error of +/- 5%. Cannabinoid content variations may be due to natural variations in the plant and/or inaccurate sampling practices. This report is for informational purposes only and should not be used to diagnose, treat or prevent any medical symptoms or conditions. The statements and results herein have not been approved or endorsed by the FDA. Results are applicable only for the sample supplied to The Good Lab.



The Good Lab

Pesticide Analysis

2501 W. Colorado Ave. #204 Colorado
 Springs, Colorado 80904
 (720) 245-8323
 GoodLabColorado@gmail.com
 www.GoodLabColorado.com

Customer ID	702	Customer Name			
Sample ID	2000216	Sample Name	Unknown Biomass		
Sample Type	Biomass	Date Received	2/5/2020	Date Completed	2/17/2020

Analyte	ug/g	Analyte	ug/g	Analyte	ug/g
Avermectin B1a	ND	Dimethomorph	ND	Oxamyl	ND
Acephate	ND	Prophos	ND	Paclotbutrazol	ND
Acetamidiprid	ND	Etofenprox	ND	Pentachloronitrobenzene	ND
Aldicarb	ND	Etoazole	ND	Permethrin*	ND
Axoxystrobin	ND	Fenhexamid	ND	Imidan Phosmet	ND
Bifenazate	ND	Fenoxycarb	ND	Piperonyl Butoxide	ND
Bifenthrin	ND	Fenpyroximate	ND	Propiconazole	Not Tested
Boscalid	ND	Fipronil	ND	Propuxor	ND
Captan	ND	Flonicamid	ND	Pyrethrin*	ND
Carbaryl	ND	Fludioxonil	ND	Pyridaben	ND
Carbofuran	ND	Hexythiazox	ND	Spinetoram	ND
Chlorantraniliprole	ND	Imazilil	ND	Spinosad*	ND
Chlordane	ND	Imidacloprid	ND	Spiromefesin	ND
Chlorpyrifos	ND	Kresoxim Methyl	ND	Spirotetramat	ND
Clofentazine	ND	Malathion	ND	Spiroxamine	ND
Coumaphos	ND	Metalaxyl	ND	Tebuconazole	ND
Baythroid (Cyfluthrin)*	ND	Methiocarb	ND	Thiacloprid	ND
Cypermethrin*	ND	Methomyl	ND	Thiamethoxam	ND
Dichlorvos	ND	Mevinphos	ND	Trifloxystrobin	ND
Diazinon	ND	MGK 264	Not Tested		
Dimethoate	ND	Myclobutanil	ND		

FINAL APPROVAL

Analysis: Gregory P. Duran, Lab Owner		Quality Control: M. Teri Robnett, Lab Manager	
--	--	--	--

ND - Not Detected above Reporting Limit	TR - Trace	*Total of Isomers	Required by CDA
---	------------	-------------------	-----------------

Thank you for choosing **The Good Lab** for your analytical needs. This report outlines the results of your product analysis. If you have any further questions regarding your product, feel free to contact us for a consultation at (720) 245-8323 or goodlabcolorado@gmail.com.

This report and all information herein shall not be changed in any way or reproduced, except in its entirety, without the expressed consent of The Good Lab. This information is provided as a service and makes no claims of efficacy, safety or compliance of this product. Results are applicable **only** for the sample tested and for the specific test conducted. Due to many factors outside The Good Lab's control, results may vary; therefore, we adhere to the cannabidiol analytical laboratory standard of error of +/- 5%. Cannabinoid content variations may be due to natural variations in the plant and/or inaccurate sampling practices. This report is for informational purposes only and should not be used to diagnose, treat or prevent any medical symptoms or conditions. The statements and results herein have not been approved or endorsed by the FDA. Results are applicable only for the sample supplied to The Good Lab.



The Good Lab

Mycotoxin Analysis

2501 W. Colorado Ave. #204
 Colorado Springs, Colorado 80904
 (720) 245-8323
 GoodLabColorado@gmail.com
 www.GoodLabColorado.com

Customer ID	702	Customer Name			
Sample ID	2000216	Sample Name	Unknown Biomass		
Sample Type	Biomass	Date Received	2/5/2020	Date Completed	2/19/2020

Mycotoxin	Reporting Limits (ppm)	Parts per Million (ppm)
Aflatoxin G2	0.005	ND
Aflatoxin G1	0.005	ND
Aflatoxin B2	0.005	ND
Aflatoxin B1	0.005	ND
Ochratoxin A	0.020	ND

<p>LOQ = Limit of Quantitation TR = Trace ND = None Detected</p>	<p>Ochratoxin and Total Aflatoxin were quantified using liquid chromatography coupled to multiple mass spectrometry (LC-MS/MS) equipped with electrospray ionization (ESI) in positive mode after sample extraction. Identification was based on the retention time of each compound and the product mass generated using single reaction monitoring (SRM). Quantitation was determined using external calibration.</p>
--	---

FINAL APPROVAL	
Analysis: Gregory P. Duran, Lab Owner 	Quality Control: M. Teri Robnett, Lab Manager 

Thank you for choosing **The Good Lab** for your analytical needs. This report outlines the results of your product analysis. If you have any further questions regarding your product, feel free to contact us for a consultation at (720) 245-8323 or goodlabcolorado@gmail.com.

This report and all information herein shall not be changed in any way or reproduced, except in its entirety, without the expressed consent of The Good Lab. This information is provided as a service and makes no claims of efficacy, safety or compliance of this product. Results are applicable **only** for the sample tested and for the specific test conducted. Due to many factors outside The Good Lab's control, results may vary; therefore, we adhere to the cannabis analytical laboratory standard of error of +/- 5%. Cannabinoid content variations may be due to natural variations in the plant and/or inaccurate sampling practices. This report is for informational purposes only and should not be used to diagnose, treat or prevent any medical symptoms or conditions. The statements and results herein have not been approved or endorsed by the FDA. Results are applicable only for the sample supplied to The Good Lab.